








RBS Dynamic helps **builders build smarter** by turning technology into field advantage.

Three service lines, one standard: if the field is not using it, it failed.




01 BIM SERVICES MEP coordination, fabrication-ready models, LOD 350-400




CATEGORY	SCOPE / TRADE	SOFTWARE & TOOLS	LOD 350	LOD 400	COMMENTS
 GC	GC / VDC Coordination	Navisworks, Revit, Autodesk Construction Cloud, Bluebeam	✓	✓	Multi-trade coordination, 4D scheduling, clash detection, meeting leadership. Deliverables built to be used in the field.
	 MEPF	Mechanical / Plumbing / HVAC	Revit, Fabrication CADmep, Forma (ACC), Procore	✓	✓
Electrical / Controls		Revit, Forma (ACC), Procore	✓	✓	Tray, conduit, gear, lighting. Trade-specific deliverables with field-ready shop drawings.
Fire Sprinklers		Revit, HydraCAD (partner)	✓	⚠	LOD 350 modeling in-house. LOD 400 hydraulic detailing delivered through trade partner.
Hangers / Bracing / Seismic		Revit (custom families), Fabrication CADmep	✓	✓	Seismic intent preserved. Hanger and bracing families coordinated with structure and other trades. Field-installable.
 STRUCTURAL		Structural Steel	Revit, Tekla Structures (partner)	✓	⚠
	Structural Concrete	Revit (partner support for placement / rebar detailing)	✓	⚠	Architectural and structural concrete in-house through LOD 350. Placement drawings and rebar detailing delivered with trade partner.

CATEGORY	SCOPE / TRADE	SOFTWARE & TOOLS	LOD 350	LOD 400	COMMENTS
 SKIN / FRAMING	Metal Framing / Drywall	Revit + Graitec Strucsoft Metal+ (partner)	✓	△	Layout, panelization, and shop drawings through specialty partner with Graitec Strucsoft expertise.
	Curtain Wall / Glazing	Revit, manufacturer model libraries	✓	△	Manufacturer models integrated for assembly clarity. LOD 400 fab detail through specialty sub.
 CIVIL	Utilities / Subgrade	Revit, Civil 3D, InfraWorks	✓	△	Sloped systems coordination for plumbing, storm, and process piping below grade. LOD 400 detailing through partner.
 REALITY CAPTURE	Scan-to-BIM / As-Built Modeling	Leica / FARO / NavVis / Matterport capture (via Axis or Sunrise), Revit + ReCap modeling	△	△	Field capture (laser scan, mobile mapping, photogrammetry) through preferred partners. Modeling delivered in-house. Used for TI, renovations, MEP verification, and digital-twin source data.
 CUSTOM	One-Off Fabrication / Specialty Assemblies	Revit primary; SolidWorks, Rhino, Inventor via partner	✓	△	Complex multi-part assemblies routed to specialty 3D partners when geometry exceeds Revit's practical range.

02 AI & TECHNOLOGY CONSULTING

Practical AI implementation and technology advisory for construction companies




SCOPE	TOOLS & METHODS	ENGAGEMENT	COMMENTS
 AI Readiness Assessment	Structured workshop, current-state mapping, use-case scoring	Fixed fee / 2–4 weeks	Field Filter applied to every candidate use case. Output is a ranked list of practical wins, not a vendor wish list.
 RAG Agent Implementation	Claude API, vector databases, source-of-truth document integration	Project / phased	Live-document retrieval. Solves training material decay — content stays current because the agent reads the source, not a stale deck.
 Process Workflow Design	Current-state mapping, future-state design, adoption planning	Project / fixed fee	Process before tools. Defines how work actually happens before

SCOPE	TOOLS & METHODS	ENGAGEMENT	COMMENTS
			recommending software.
 Technology Stack Advisory	Vendor-neutral evaluation, integration mapping, ROI modeling	Retainer or project	Build vs. buy decisions. Stack rationalization. Honest read on what's worth your team's time.
 Role-Based Training Architecture	Role-to-software mapping, delivery method design, training software config	Project / phased	Materials decay within six months in traditional training programs. RBS designs for currency, not just launch.
 Organizational Change Management	Adoption planning, stakeholder mapping, reinforcement design	Embedded in delivery	Adoption is a people problem. Every RBS engagement includes change management — it's not an add-on.

03

RESIDENTIAL DESIGN

Architectural plans and Revit models for custom home clients and production builders

SCOPE	SOFTWARE & TOOLS	DELIVERABLE	COMMENTS
 Custom Home Plans	Revit, Bluebeam	Full CD set + model	Architectural plans and Revit models for custom home clients. Permit-ready construction documents.
 Production Builder Plan Sets	Revit	Plan library + model	Repeatable plan library for production builders. Designed for volume delivery without losing model fidelity.
 Construction Documents / Permit Sets	Revit, Bluebeam	Permit set	Code-compliant, builder-ready sets sized for the work. Team-delivered, not founder-dependent.

LEGEND



RBS in-house capability



Delivered through RBS partner network

Axis and Sunrise for reality capture; trade specialists for fab-level steel, concrete, fire suppression, framing, custom assemblies.